



# DC INDUSTRIAL HOIST PRODUCT DATA SHEET

MODEL	PART NUMBER	MOTOR TYPE
HOIST DC800 12V	104801	Electric 12V

## ENGINEERING DATA

Rated Pulling Force:	800 lbf	363 kgf
Drum Barrel Diameter:	2.0 in	51 mm
Drum Flange Diameter:	4.1 in	104 mm
Drum Width:	3.0 in	75 mm
Evaluated Rope Diameter:	3/16 in	4.8 mm
Maximum Wire Rope Diameter:	3/16 in	4.8 mm
Minimum Wire Rope Breaking Strength:	4200 lbf	1905 kgf
Maximum Layers of Wire Rope:	4	
Gear Train:	Planetary	
Gear Reduction:	154:1	
Mounting Bolt Size:	M8-1.25 X 20 mm Class 8.8	
Mounting Bolt Torque:	11 - 13 ft*lbf	15 - 17.6 N*m
Approximate Shipping Weight:	21.2 lbf	9.5 kgf
Brake Type:	Spring	
Sealing:	IP68/IP69K	
UV Rating:	800kJ hours per SAE J1960	
Corrosion Resistance:	240 hrs - ASTM B117; ASTM D1654	
Operating Temperature:	-30°C to 70°C	
EMC Emissions:	EN 50498:2010 per CISPR 25:2016	
EMC Immunity:	EN 50498:2010 per ISO 7637-2:2004	



## DESCRIPTION

The DC800 hoist combines a powerful permanent magnet DC motor with robust sealing and our proven 3-stage all metal geartrain. Permanent grease lubrication means years of trouble free service. All WARN hoists incorporate an automatic mechanical brake that holds full rated load. The DC800 hoist is compact and comes standard with a steel mounting plate and hardware to make installation quick.

## ACCESSORIES

Description:	Part Number:
Roller Fairlead	28929
Wire Rope (3/16" x 50 ft)	60076
Control Pack - 12V	105646
Contact Only - 12V	83321
Remote Control Only	88528
Remote Control w/ E Stop	63680

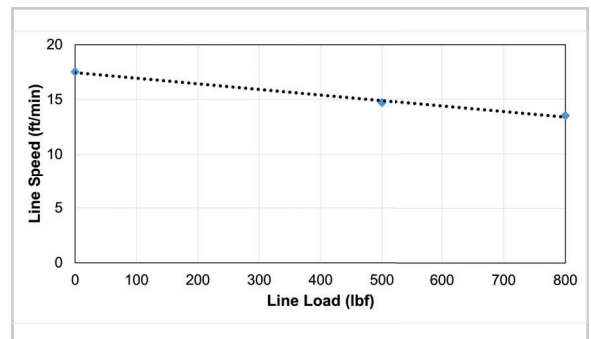
## STANDARDS COMPLIANCE

1. CE Machinery Directive 2006/42/EC
2. CE Electromagnetic Compatibility 2014/30/EU
3. CE RoHS Directive 2011/65/EU

## PERFORMANCE BY LAYER

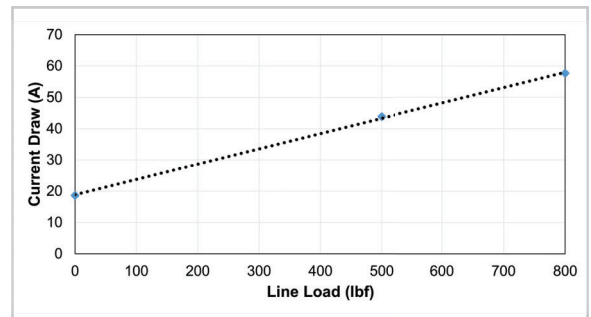
DRUM LAYER	LINE LOAD*			NO LOAD LINE SPEED		DRUM CAPACITY	
	lbf	kgf	kN	ft/min	m/min	ft	m
1	800	363	3.6	17.5	5.3	10	3
2	683	310	3.0	18.9	5.8	21	6
3	596	270	2.7	21.6	6.6	33	10
4	528	239	2.3	24.3	7.4	50	15

\*Never exceed the Rated Pulling Force. Installation of a Rated Capacity Limiter is recommended



## FIRST LAYER PERFORMANCE

LINE LOAD		CURRENT DRAW	LINE SPEED		DUTY CYCLE
lbf	kgf	amps	ft/min	m/min	min/10min
0	0	18.6	17.5	5.3	10
200	91	29.1	16.5	5	10
400	181	39	15.2	4.6	10
600	272	48.5	14.3	4.4	10
800	363	57.6	13.5	4.1	10



**WARN INDUSTRIES, INC**  
INDUSTRIAL PRODUCTS

Customer Service (North America): 1.800.543.9276  
Customer Service (International): 1.503.722.3008  
www.warn.com

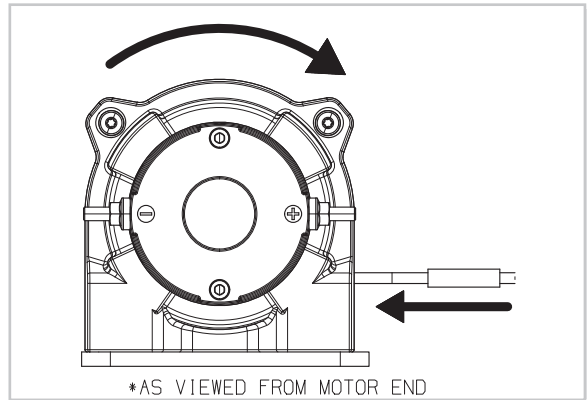
12900 S.E. Capps Road,  
Clackamas, OR USA 97015



# DC INDUSTRIAL HOIST PRODUCT DATA SHEET

MODEL	PART NUMBER	MOTOR TYPE
HOIST DC800 12V	104801	Electric 12V

## DRUM ROTATION (HOISTING)



## ELECTRICAL SYSTEM SPECIFICATIONS

Battery Voltage:	12V
Minimum Battery Rating:	650 CCA
Maximum Rated Input Speed:	4681 RPM

Hoist provided without electrical controls. See accessories on front page for control kits.  
 Power IN (Hoisting)- Connect Blue motor terminal to positive.  
 Connect Yellow motor terminal to negative (Ground).  
 Power OUT (Lowering)- Connect Yellow motor terminal to positive.  
 Connect Blue motor terminal to negative (Ground).

## RECOMMENDED MOUNTING

